

# IN/OUT

## ENDOMETRIAL HISTOLOGY

The IN/OUT is an endometrial suction curette for a histologic lining biopsy.


### FEATURES

- double headed piston secures a steady vacuum
- tissue collection through the tip
- smooth rounded distal tip and small size for minimal patient discomfort
- depth markings for ease in locating depth of insertion in the uterus



ORIGINAL PICTURE

### GYNO INFO IN/OUT

Length	262 mm (± 3 mm)
Tube OD	2.93 mm (± 0.03 mm)
Sterile	ETO sterilized
Packaging	75/shipping box
Order number	#4165 



GMP Belgium IN/OUT 04/2011

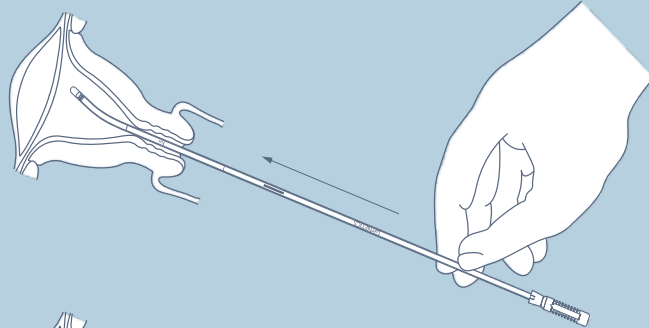


Gynetics Medical Products n.v.  
Rembert Dodoensstraat 51 / 3920 Lommel, Belgium  
tel. +32 11 64 58 72 / fax +32 11 64 06 77  
info@gynetics.be / www.gynetics.be

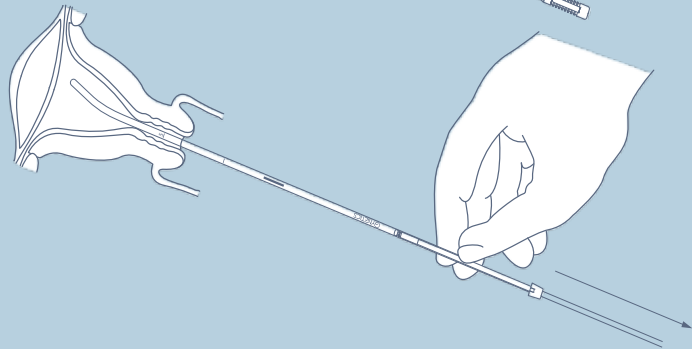
**GYNETICS**<sup>®</sup>  
Practise better Medicine

# MANUAL IN / OUT

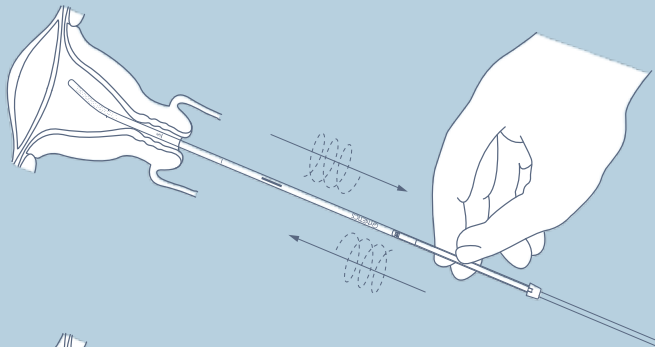
1) Insert In/out through cervical canal while piston is fully engaged in outer tube ('sheath') until wall contact is felt, taking into account hystero-metry and curvature.



2) Hold sheath. Pull piston back completely until stopper is reached, in order to create maximum negative pressure within sheath.



3) Roll sheath between fingers 4 times – while simultaneously moving it back and forth inside the uterus – for comprehensive sampling.



4) Remove device. Push piston back into sheath to expell sample in transport medium.

